



SPINDRIFT, PINFOLD HILL

LAXEY

black
grace
cowley

ESTATE AGENTS





















































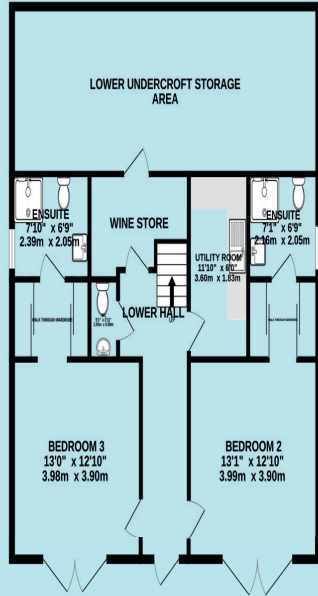




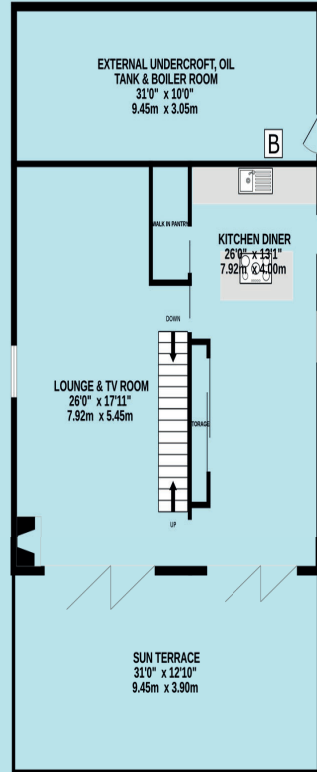




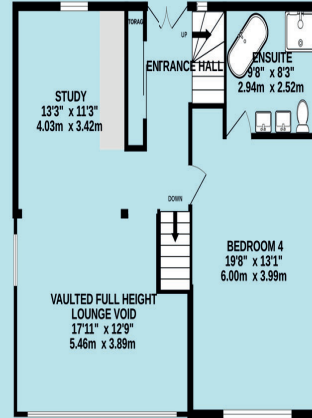
LOWER GROUND BEDROOM LEVEL
1094 sq.ft. (101.6 sq.m.) approx.



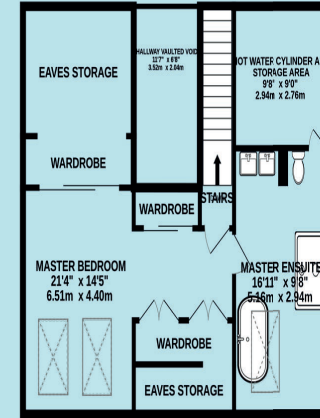
LIVING AREA FLOOR
1108 sq.ft. (102.9 sq.m.) approx.



GROUND FLOOR
593 sq.ft. (55.1 sq.m.) approx.



1ST FLOOR
726 sq.ft. (67.4 sq.m.) approx.



TOTAL FLOOR AREA : 3520 sq.ft. (327.0 sq.m.) approx.

Whilst every attempt has been made to ensure the accuracy of the floorplan contained here, measurements of doors, windows, rooms and any other items are approximate and no responsibility is taken for any error, omission or mis-statement. This plan is for illustrative purposes only and should be used as such by any prospective purchaser. The services, systems and appliances shown have not been tested and no guarantee as to their operability or efficiency can be given.

Made with Metropix ©2024



VIEWING

Viewing is strictly by appointment only through the Agent.

Tel: 01624 645 555

Email: hello@blackgracecowley.com